

Format of holding of specified securities

1. Name of Listed Entity: ADHUNIK INDUSTRIES LTD. (CIN:L65921WB1979PLC032200)
2. Scrip Code BSE-538365, CSE-28188/ADHUNIK INDUSTRIES LIMITED Name of Scrip -,ADHUNIKIND Class of Security Equity
3. Share Holding Pattern Filed under : Reg. 31(1)(a)/Reg. 31(1)(b)/Reg. 31(1)(c)
 - a. If under 31 (1)(b) then indicate the report for Quarter ending: 30/06/2016
 - b. If under 31(1)(c) then indicate date of allotment/extinguishment

4. **Declaration** : The Listed entity is required to submit the following declaration to the extent of submission of information:-

	Particulars	Yes*	No*
1	Whether the Listed Entity has issued any partly paid up shares?		No
2	Whether the Listed Entity has issued any Convertible Securities or Warrants?		No
3	Whether the Listed Entity has any shares against which depository receipts are issued?		No
4	Whether the Listed Entity has any shares in Locked-in?		No
5	Whether any shares held by promoters are pledge or otherwise encumbered?		No

* If the Listed Entity selects the option 'No' for the questions above, the column for the partly paid up shares, Outstanding Convertible Securities/Warrants, depository receipts, locked-in shares, No of shares pledged or otherwise encumbered by promoters, as applicable, shall not be displayed at the time of dissemination on the Stock Exchange website. Also wherever there is 'No' declared by Listed Entity in above table the values will be considered as 'Zero' by default on submission of the format of holding of specified securities.

5. The tabular format for disclosure of holding of specified securities is as follows:-





Table I - Summary Statement holding of specified securities as on 30/06/2016


Category (I)	Category of shareholder (II)	Nos. of shareholders (III)	No. of fully paid up equity shares held (IV)	No. of Partly paid-up equity shares held (V)	No. of shares underlying Depository Receipts (VI)	Total nos. shares held (VII)=(IV)+(V)+(VI)	Shareholding as a % of total no. of shares (calculated as per SCRR, 1957) As a % of (A+B+C2)	Number of Voting Rights held in each class of securities (IX)				No of shares Underlying outstanding convertible securities (including Warrants) (X)	Shareholding as a % assuming full conversion of convertible securities (as a percentage of diluted share capital) (XI)=(VII)+(X) As a % of (A+B+C2)	Number of Locked in shares (XII)		Number of shares pledged or otherwise encumbered (XIII)		Number of equity shares held in dematerialized form (XIV)
								No of Voting Rights			Total as a % of (A+B+C)			No. (a)	As a % of total shares held (b)	No. (a)	As a % of total shares held (b)	
								Class eg:x	Class eg:y	Total								
(A)	Promoter & Promoter group	14	35054800	0	0	35054800	74.9615	35054800	0	35054800	74.9615	0	74.9615	0	0.0000	0	0.0000	35054800
(B)	Public	1312	11708950	0	0	11708950	25.0385	11708950	0	11708950	25.0385	0	25.0385	0	0.0000	NA		11708949
(C)	Non Promoter - Non Public															NA		
(C1)	Shares underlying DRs						NA									NA		
(C2)	Shares held by Employee Trusts															NA		
	Total	1326	46763750	0	0	46763750	100.0000	46763750	0	46763750	100.0000	0	100.0000	0				46763749



	Category & Name of the Shareholders (I)	PAN (II)	Nos. of shareholders (III)	No. of fully paid up equity shares held (IV)	Partly paid-up equity shares held (V)	Nos. of shares underlying Depository Receipts (VI)	Total nos. shares held (VII)=(IV)+(V)+(VI)	Shareholding % calculated as per SCRR, 1957) As a % of (A+B+C2) (VIII)	Number of Voting Rights held in each class of securities (IX)			Total as a % of Total Voting rights	No of shares Underlying outstanding convertible securities (including Warrants) (X)	Shareholding as a % assuming full conversion of convertible securities (as a percentage of diluted share capital) (XI)=(VII)+(X) As a % of A+B+C2)	Number of Locked in shares (XII)		Number of shares pledged or otherwise encumbered (XIII)		Number of equity shares held in dematerialized form (XIV)
									No of Voting Rights						No. (a)	As a % of total shares held (b)	No. (a)	As a % of total shares held (b)	
									Class x	Class y	Total								
(1)	Indian																		
(a)	Individuals/Hindu undivided Family		11	3231050	0	0	3231050	6.9093	3231050	0	3231050	6.9093	0	6.9093	0	0.0000	0	0.0000	3231050
	Mahesh Kumar Agarwal	ABCPA9259J	1	524000	0	0	524000	1.1205	524000	0	524000	1.1205	0	1.1205	0	0.0000	0	0.0000	524000
	Manoj Kumar Agarwal	ADBPA8890N	1	516550	0	0	516550	1.1046	516550	0	516550	1.1046	0	1.1046	0	0.0000	0	0.0000	516550
	Ghanshyam Das Agarwal	ACUPA0872G	1	510500	0	0	510500	1.0917	510500	0	510500	1.0917	0	1.0917	0	0.0000	0	0.0000	510500
	Jugal Kishore Agarwal	ADCPA9670K	1	494500	0	0	494500	1.0574	494500	0	494500	1.0574	0	1.0574	0	0.0000	0	0.0000	494500
	Nirmal Kumar Agarwal	ACNPA0783F	1	489000	0	0	489000	1.0457	489000	0	489000	1.0457	0	1.0457	0	0.0000	0	0.0000	489000
	Mohan Lal Agarwal	ACVPA7179F	1	441500	0	0	441500	0.9441	441500	0	441500	0.9441	0	0.9441	0	0.0000	0	0.0000	441500
	Rita Agarwal	ACYPA1882C	1	75000	0	0	75000	0.1604	75000	0	75000	0.1604	0	0.1604	0	0.0000	0	0.0000	75000
	Chandrakanta Agarwal	ADTPA5187G	1	52500	0	0	52500	0.1123	52500	0	52500	0.1123	0	0.1123	0	0.0000	0	0.0000	52500
	Meena Agarwal	ACVPA3038R	1	50000	0	0	50000	0.1069	50000	0	50000	0.1069	0	0.1069	0	0.0000	0	0.0000	50000
	Jugal Kishore Agarwal	AACHJ8918A	1	50000	0	0	50000	0.1069	50000	0	50000	0.1069	0	0.1069	0	0.0000	0	0.0000	50000
	Nirmal Kumar Agarwal	AABHN4644J	1	27500	0	0	27500	0.0588	27500	0	27500	0.0588	0	0.0588	0	0.0000	0	0.0000	27500
(b)	Central Government/State Government(s)																		
(c)	Financial Institutions/Banks																		
(d)	Any Other (specify)																		
	Bodies Corporate		3	31823750	0	0	31823750	68.0522	31823750	0	31823750	68.0522	0	68.0522	0	0.0000	0	0.0000	31823750
	Mahananda Suppliers Limited	AABCM8069K	1	16600000	0	0	16600000	35.4976	16600000	0	16600000	35.4976	0	35.4976	0	0.0000	0	0.0000	16600000
	SUNGROWTH SHARE AND STOCKS LIMITED	AAECS3913P	1	14883750	0	0	14883750	31.8275	14883750	0	14883750	31.8275	0	31.8275	0	0.0000	0	0.0000	14883750
	Adhunik Steels Limited	AACCA6376N	1	340000	0	0	340000	0.7271	340000	0	340000	0.7271	0	0.7271	0	0.0000	0	0.0000	340000
	Sub Total		14	35054800	0	0	35054800	74.9615	35054800	0	35054800	74.9615	0	74.9615	0	0.0000	0	0.0000	35054800
(2)	Foreign																		
(a)	Individuals (Non-Resident Individuals/Foreign Individuals)																		
(b)	Government																		
(c)	Institutions																		
(d)	Foreign Portfolio Investor																		
(e)	Any Other (specify)																		
	Sub Total		0	0	0	0	0	0.0000	0	0	0	0.0000	0	0.0000	0	0.0000	0	0.0000	0
	Total Shareholding of Promoter and Promoter Group (A)=(A)(1)+(A)(2)		14	35054800	0	0	35054800	74.9615	35054800	0	35054800	74.9615	0	74.9615	0	0.0000	0	0.0000	35054800



	Category & Name of the Shareholders (I)	PAN (II)	Nos. of shareholders (III)	No. of fully paid up equity shares held (IV)	Partly paid up equity shares held (V)	Nos. of shares underlying Depository Receipts (VI)	Total nos. shares held (VII)=(IV)+(V)+(VI)	Shareholding % calculated as per SCRR, 1957 As a % of (A+B+C2) (VIII)	Number of Voting Rights held in each class of securities (IX)			No of shares Underlying outstanding convertible securities (including Warrants) (X)	Shareholding as a % assuming full conversion of convertible securities (as a percentage of diluted share capital) (XI)=(VII)+(X) As a % of A+B+C2)	Number of Locked in shares (XII)		Number of shares pledged or otherwise encumbered (XIII)		Number of equity shares held in dematerialized form (XIV)	
									No of Voting Rights					Total as a % of Total Voting rights	No. (a)	As a % of total shares held (b)	No. (Not applicable) (a)		As a % of total shares held (Not applicable) (b)
									Class x	Class y	Total								
(1)	Institutions																		
(a)	Mutual Funds / UTI																		
(b)	Venture Capital Funds																		
(c)	Alternate Investment Funds																		
(d)	Foreign Venture Capital Investors																		
(e)	Foreign Portfolio Investors																		
(f)	Financial Institutions / Banks																		
(g)	Insurance Companies																		
(h)	Provident Funds / Pension Funds																		
(i)	Any Other (specify)																		
	Sub Total		0	0	0	0	0	0.0000	0	0	0	0.0000	0	0.0000	0	0.0000	NA		0
(2)	Central Government / State Government(s) / President of India																		
(3)	Non-Institutions																		
(a)	Individuals-																		
	i. Individual shareholders holding nominal share capital upto Rs.2 lakhs		1261	67917	0	0	67917	0.1452	67917	0	67917	0.1452	0	0.1452	0	0.0000	NA		67916
	ii. Individual shareholders holding nominal share capital in excess of Rs.2 lakhs		6	2421139	0	0	2421139	5.1774	2421139	0	2421139	5.1774	0	5.1774	0	0.0000	NA		2421139
	DEEPAK HOTILAL THAKUR	AAPPT2376R	2	1169246	0	0	1169246	2.5003	1169246	0	1169246	2.5003	0	2.5003	0	0.0000	NA		1169246
	MUNESH HOTILAL THAKUR	AEDPT3149Q	1	1088575	0	0	1088575	2.3278	1088575	0	1088575	2.3278	0	2.3278	0	0.0000	NA		1088575
(b)	NBFCs registered with RBI																		
(c)	Employee Trusts																		
(d)	Overseas Depositories (holding DRs) (balancing figure)																		
(e)	Any Other (specify)																		
	Bodies Corporate		29	9203911	0	0	9203911	19.6817	9203911	0	9203911	19.6817	0	19.6817	0	0.0000	NA		9203911



ADHUNIK INDUSTRIES LTD.																			
Table III - Statement Showing shareholding pattern of the Public shareholder as on 30/06/2016																			
Category & Name of the Shareholders (I)	PAN (II)	Nos. of shareholders (III)	No. of fully paid up equity shares held (IV)	Partly paid up equity shares held (V)	Nos. of shares underlying Depository Receipts (VI)	Total nos. shares held (VII)=(IV)+(V)+(VI)	Shareholding % calculated as per SCRR, 1957) As a % of (A+B+C2) (VIII)	Number of Voting Rights held in each class of securities (IX)			Total as a % of Total Voting rights	No of shares Underlying outstanding convertible securities (including Warrants) (X)	Shareholding as a % assuming full conversion of convertible securities (as a percentage of diluted share capital) (XI)=(VII)+(X) As a % of A+B+C2)	Number of Locked in shares (XII)		Number of shares pledged or otherwise encumbered (XIII)		Number of equity shares held in dematerialized form (XIV)	
								No of Voting Rights						No. (a)	As a % of total shares held (b)	No. (Not applicable) (a)	As a % of total shares held (Not applicable) (b)		
								Class x	Class y	Total									
VRINDAVAN ADVISORY SERVICES LLP	AAKFV2642R	1	4334606	0	0	4334606	9.2692	4334606	0	4334606	9.2692	0	9.2692	0	0.0000	NA		4334606	
TISTA TRADELINKS PRIVATE LIMITED	AADCT1243J	1	1600000	0	0	1600000	3.4215	1600000	0	1600000	3.4215	0	3.4215	0	0.0000	NA		1600000	
Admirable Advisory Services LLP	AAWFA5451D	1	1364882	0	0	1364882	2.9187	1364882	0	1364882	2.9187	0	2.9187	0	0.0000	NA		1364882	
GYANESHWAR CONSULTANTS LLP	AAJFG0502G	1	1200000	0	0	1200000	2.5661	1200000	0	1200000	2.5661	0	2.5661	0	0.0000	NA		1200000	
BRIJ GOPAL CONSULTANTS LLP	AAJFB8169Q	1	690000	0	0	690000	1.4755	690000	0	690000	1.4755	0	1.4755	0	0.0000	NA		690000	
Clearing Member		14	13585	0	0	13585	0.0291	13585	0	13585	0.0291	0	0.0291	0	0.0000	NA		13585	
Non Resident Individual		2	2398	0	0	2398	0.0051	2398	0	2398	0.0051	0	0.0051	0	0.0000	NA		2398	
Sub Total		1312	11708950	0	0	11708950	25.0385	11708950	0	11708950	25.0385	0	25.0385	0	0.0000	NA		11708949	
Total Public Shareholding (B)=(B)(1)+(B)(2)+(B)(3)		1312	11708950	0	0	11708950	25.0385	11708950	0	11708950	25.0385	0	25.0385	0	0.0000	NA		11708949	



ADHUNIK INDUSTRIES LTD.																		
Table IV - Statement Showing shareholding pattern of the Non Promoter - Non Public Shareholder as on 30/06/2016																		
Category & Name of the Shareholders (I)	PAN (II)	No of shareholders (III)	No. of fully paid up equity shares held (IV)	Partly paid-up equity shares held (V)	Nos. of shares underlying Depository Receipts (VI)	Total nos. shares held (VII)=(IV) + (V)+(VI)	Shareholding % calculated as per SCRR, 1957) As a % of (A+B+C2) (VIII)	Number of Voting Rights held in each class of securities (IX)			Total as a % of Total Voting rights	No of shares Underlying outstanding convertible securities (including Warrants) (X)	Total Shareholding as a % assuming full conversion of convertible securities (as a percentage of diluted share capital) (XI)=(VII)+(X) As a % of A+B+C2)	Number of Locked in shares (XII)		Number of shares pledged or otherwise encumbered (XIII)		Number of equity shares held in dematerialized form (XIV)
								Class x	Class y	Total				No. (a)	As a % of total shares held (b)	No. (a)	As a % of total shares held (b)	
(1) Custodian / DR Holder																		
(2) Employee Benefit Trust (under SEBI (Share based Employee Benefit) Regulations, 2014)																		
Total Non Promoter - Non Public Shareholding (C)=(C)(1)+(C)(2)			0	0	0	0	0.0000	0	0	0	0.0000	0	0.0000	0	0.0000	NA	NA	0

