

UNIK INDUSTRIES LTD.

Crp Code : - Class of Security : Equity
 Quarter ended: 30/06/2015

Partly paid-up shares:-	No of partly paid-up shares	As a % of	As a % of
		Total No of partly paid-up shares	Total No of shares of the company
Held by promoter/promoter group	Nil	Nil	Nil
Held by public	Nil	Nil	Nil
Total	Nil	Nil	Nil

Outstanding convertible securities:-	No of Outstanding securities	As a % of	As a % of Total No
		Total No of outstanding convertible securities	of shares of the company, assuming full conversion of the convertible securities
Held by promoter/promoter group	Nil	Nil	Nil
Held by public	Nil	Nil	Nil
Total	Nil	Nil	Nil


Warrants:-	No of warrants	As a % of	As a % of Total No
		Total No of warrants	of shares of the company, assuming full conversion of warrants
Held by promoter/promoter group	Nil	Nil	Nil
Held by public	Nil	Nil	Nil
Total	Nil	Nil	Nil

Total paid-up capital of the company, assuming full conversion of warrants and convertible securities: **46763750 Shares of Rs.10/- each**

ADHUNIK INDUSTRIES LTD.

Scrip Code: - Name of the Scrip: IDEED Class of Security: Equity Face Value: Rs. 10/-
 (I)(a) Statement showing Shareholding Pattern Quarter ended: 30/06/2015

Category Code	Category of Shareholder (II)	No of Share-holders (III)	Total No of Shares (IV)	No of Shares held in Demat Form (V)	Total shareholding as a % of Tot Shrs		Shares pledged or otherwise encumbered	
					As a % of (A+B) (VI)	As a % of (A+B+C) (VII)	Shares (VIII)	As a % (IX)=(VIII)/(IV)*100
A. Promoter and Promoter Group								
1. Indian								
	a. Individuals/Hindu Undivided Family	11	3231050	3231050	6.9893	6.9893	N : 1	N : 1
	b. Central/State Government(s)							
	c. Bodies Corporate	3	31823750	31823750	68.8522	68.8522	N : 1	N : 1
	d. Financial Institutions/Banks							
	e. Any Other							
	Sub Total (A1)	14	35054800	35054800	74.9615	74.9615	N : 1	N : 1
2. Foreign								
	a. Individuals (NRI/Foreign Individuals)							
	b. Bodies Corporate							
	c. Institutions							
	d. Qualified Foreign Investor							
	e. Any other							
	Sub Total (A2)							
	Total Shareholding of Promoter and Promoter Group A=(A1)+(A2)	14	35054800	35054800	74.9615	74.9615	N : 1	N : 1
B. Public Shareholding								
1. Institutions								
	a. Mutual Funds/QFI							
	b. Financial Institutions/Bank							
	c. Central/State Government(s)							
	d. Venture Capital Funds							
	e. Insurance Companies							
	f. Foreign Institutional Investors							
	g. Foreign Venture Capital Investors							
	h. Qualified Foreign Investor							
	i. Any Other							
	Sub Total (B1)							
2. Non-Institutions								
	a. Bodies Corporate	32	11508090	11508090	24.609	24.609		
	b. Individuals holding							
	i. Nominal Share Capital up to Rs.1 Lakh	855	49977	49976	.1067	.1067		
	ii. Nominal Share Capital in excess of Rs.1 Lakh	3	150429	150429	.3217	.3217		
	c. Qualified Foreign Investor							
	d. Any Other							
	Clearing Member	9	454	454	.001	.001		
	Sub Total (B2)	899	11708950	11708949	25.8385	25.8385		
	Total Public Shareholding B=(B1)+(B2)	899	11708950	11708949	25.8385	25.8385		
	Total (A+B)	913	46763750	46763749	100.8000	100.8000		




Em

Mark on T.M.P.L. Paper PREMIUM

ADHUNIK INDUSTRIES LTD.

Script Code : - Class of Security : Equity Face Value : Rs. 10/-
 (I)(a) Statement showing Shareholding Pattern Quarter ended: 30/06/2015

Category Code (I)	Category of Shareholder (II)	No of Share-holders (III)	Total No of Shares (IV)	No of Shares held in Demat Form (V)	Total Shareholding as a % of Tot Shrs		Shares pledged or otherwise encumbered	
					As a % of (A+B) (VI)	As a % of (A+B+C) (VII)	Shares (VIII)	As a % (IX)=(VIII)/(IV)*100
C. Shares held by Custodian & against which Depository Receipts have been issued								
	1. Promoter and Promoter Group		Nil	Nil	Nil		Nil	
	2. Public		Nil	Nil	Nil		Nil	
	Grand Total (A)+(B)+(C)		913	46763750	46763749		100.0001	




PREMIUM Stock on T.N.P.L. Paper

a. Individuals/Hindu Undivided Family

Details of Shares held Encumbered shares Details of warrants Details of convertible securities Total Shares (including underlying shares assuming full conversion of warrants and convertible securities) as a % of diluted share capital

Sr No	Name of the Shareholder	No of Shares held		As a % of Grand Total		Encumbered shares		As a % of Grand Total		No of Warrants held	As a % of total no of warrants of the same class	No of convertible securities held	As a % of convertible securities of the same class	Total Shares
		(A)	(B)	(C)	(D)	(E)	(F)	(G)	(H)					
(I)	(II)	(III)	(IV)	(V)	(VI)	(VII)	(VIII)	(IX)	(X)	(XI)	(XII)	(XIII)	(XIV)	(XV)
1	Mahesh Kumar Agarwal	529000	1.1205	Nil	Nil	Nil	Nil	Nil	Nil	Nil	Nil	Nil	Nil	1.1205
2	Muraj Kumar Agarwal	518500	1.1096	Nil	Nil	Nil	Nil	Nil	Nil	Nil	Nil	Nil	Nil	1.1096
3	Shashyam Das Agarwal	518500	1.0917	Nil	Nil	Nil	Nil	Nil	Nil	Nil	Nil	Nil	Nil	1.0917
4	Jugal Kishore Agarwal	499500	1.0574	Nil	Nil	Nil	Nil	Nil	Nil	Nil	Nil	Nil	Nil	1.0574
5	Nirmal Kumar Agarwal	489000	1.0457	Nil	Nil	Nil	Nil	Nil	Nil	Nil	Nil	Nil	Nil	1.0457
6	Mohan Lal Agarwal	441500	.9441	Nil	Nil	Nil	Nil	Nil	Nil	Nil	Nil	Nil	Nil	.9441
7	Rita Agarwal	75000	.1604	Nil	Nil	Nil	Nil	Nil	Nil	Nil	Nil	Nil	Nil	.1604
8	Chandranata Agarwal	52500	.1123	Nil	Nil	Nil	Nil	Nil	Nil	Nil	Nil	Nil	Nil	.1123
9	Narad Agarwal	50000	.1069	Nil	Nil	Nil	Nil	Nil	Nil	Nil	Nil	Nil	Nil	.1069
10	Jugal Kishore Agarwal	50000	.1069	Nil	Nil	Nil	Nil	Nil	Nil	Nil	Nil	Nil	Nil	.1069
11	Nirmal Kumar Agarwal	27500	.0588	Nil	Nil	Nil	Nil	Nil	Nil	Nil	Nil	Nil	Nil	.0588
Total :		3231500	6.9093	Nil	Nil	Nil	Nil	Nil	Nil	Nil	Nil	Nil	Nil	6.9093





PRINTED ON T.M.P.L. PAPER

1. Indian

c. Bodies Corporate


Sr No	Name of the Shareholder	Details of Shares held		Encumbered shares		Details of warrants		Details of convertible securities		Total Shares (including underlying shares assuming full conversion of warrants and convertible securities) as a % of diluted share capital	
		No of Shares held	As a % of Grand Total	No. As a %	As a % of Grand Total	No of Warrants held	As a % of warrants of the same class	No of convertible securities	As a % of convertible securities of the same class		
(I)	(II)	(III)	(IV)	(V)	(VI)	(VII)	(VIII)	(IX)	(X)	(XI)	(XII)
1	Mahabunda Suppliers Limited	1660000	35.4976	Nil	Nil	Nil	Nil	Nil	Nil	Nil	35.4976
2	SINGGROWTH SHARE AND STOCKS LIMITED	14883750	31.8275	Nil	Nil	Nil	Nil	Nil	Nil	Nil	31.8275
3	Ashmit Steel Limited	340000	.7271	Nil	Nil	Nil	Nil	Nil	Nil	Nil	.7271
Total :		18423750	68.0522	Nil	Nil	Nil	Nil	Nil	Nil	Nil	68.0522



MADE ON J.M.V. PAPER

(2)(c)(i) Statement showing holding of securities (including shares, warrants, convertible securities) of persons belonging to the category 'Public' and holding more than 1% of the total no of shares

Sr No	Name of the Shareholder	No of Shares held	Details of warrants		Details of convertible securities			Total shares (including underlying shares assuming full conversion of warrants and convertible securities) as a % of diluted share capital
			As a % of total no of shares	No of Warrants held	As a % of total no of Warrants of the same class	No of convertible securities held	% w.r.t total no of convertible securities of the same class	
1	VRINDAVAN ADVISORY SERVICES LLP	4650750	14.2224	Nil	Nil	Nil	Nil	14.2224
2	Admirable Advisory Services LLP	1364882	2.9187	Nil	Nil	Nil	Nil	2.9187
3	Gyaneshwar Consultants LLP	1200000	2.5661	Nil	Nil	Nil	Nil	2.5661
4	Sriji Gayal Consultants LLP	1190000	2.5447	Nil	Nil	Nil	Nil	2.5447
5	Om Sarvavidya Consultants LLP	1100000	2.3522	Nil	Nil	Nil	Nil	2.3522
Total		11508832	24.6042	Nil	Nil	Nil	Nil	24.6042



PREMIUM Made on J P L Paper

(I)(c)(ii) Statement showing holding of securities (including shares, warrants, convertible securities) of persons (together with PAC) belonging to the category 'Public' and holding more than 5% of the total no of shares of the company

	Shares as a % of total no. of shares (i.e., Grand Total (A)+(B)+(C) indicated in Statement at para (I))	Details of warrants		Details of convertible securities		Total shares (including total no of underlying shares convertible assuming full conversion of warrants and of the same convertible securities) as a % of diluted share capital		
		No of Warrants	As a % of total no of Warrants of the same class	No of convertible securities held	% w.r.t total no of convertible securities			
1	VRINDAVAN ADVISORY SERVICES LLP	6650950	14.2224	Nil	Nil	Nil	Nil	14.2224
	Total	6650950	14.2224	Nil	Nil	Nil	Nil	14.2224

Name(s) of the Shareholder(s) and the Person(s) Acting in concert (PAC) with them

No of Shares (a) above:

[Handwritten Signature]



PREMIUM Made on T.M.P.L. Paper

Sl. #	Folio/CIID/Opid	Name of the Shareholder	No of locked-in Shares	locked-in shares as a % of total No of shares (i.e., Grand Total (A)+(B)+(C) indicated in Statement at para (I)(a) above)	Promoter/Promoter Group/ Public
-------	-----------------	-------------------------	------------------------	---	---------------------------------

----- Nil -----

PREMIUM Made on T.M.P.I. Paper
PREMIUM Made on T.N.P.L. Paper

[Signature]



ADHUNIK INDUSTRIES LTD.


(III)(b) Statement showing holding of Depository Receipts (DRs), where underlying shares held by 'promoter/promoter group' are in excess of 1% of the total no of shares as on 30/06/2015

Sl & Name of the DR Holder	Type of Outstanding DR (ADR, GDR, SDR, etc.)	No of Shares Underlying Outstanding DRs	Shares underlying outstanding DRs as a % of total No of Outstanding Shares (i.e., Grand Total (A)+(B)+(C) indicated in Statement at para (I)(a) above)
----------------------------	---	---	--

--- Nil ---

Hand on TNP L Form

[Handwritten Signature]




ADHUNIK INDUSTRIES LTD.

Physical / NSDL / CDSL Summary Report as on 30/06/2018

	Holders	Shares	% age
Physical :	1	1	.0000
NSDL :	373	39927313	85.3804
CDSL :	537	6926431	14.6191
	913	46753750	100.0000

Am



18. Public Shareholding


- No of Shares : 11708950
- % of shareholding : 25.0385

19. Promoters and Promoter Group Shareholding
a) Pledged/Encumbered

- No of Shares : Nil
- % of shares : Nil
(as a % of the total shareholding
of promoter and promoter group)
- % of shares : Nil
(as a % of the total share capital
of the company)

b) Non-encumbered

- No of Shares : 35054800
- % of shares : 100.0000
(as a % of the total shareholding
of promoter and promoter group)
- % of shares : 74.9615
(as a % of the total share capital
of the company)



Handwritten signature