



Sudhir Kumar Jain & Associates
Chartered Accountants


Moon House, 5th Floor, Suit # 31,
21, Ganesh Chandra Avenue,
Kolkata - 700 013
Phone : 033 2211 3863 / 64
Fax : 033-2211 3865
Website : www.skja.co.in
E-mail : jain_sudhirkol@yahoo.co.in
info.kolkata@skja.co.in


Review Report on Statement of Standalone Unaudited Results for the Quarter and Six months ended 30 September 2013 of Adhunik Industries Limited (Formerly Bhagwati Resources Limited) pursuant to Clause 41 of the Listing Agreement.

**TO THE BOARD OF DIRECTORS OF
ADHUNIK INDUSTRIES LIMITED
(FORMERLY KNOWN AS BHAGWATI RESOURCES LIMITED)**

1. We have reviewed the accompanying statement of standalone Unaudited financial results of Adhunik Industries Limited (Formerly Bhagwati Resources Limited) for the quarter and Six months ended 30th September, 2013 except for the disclosures regarding 'Public Shareholding' and 'Promoter and Promoter Group Shareholding' which have been traced from disclosures made by the management and have not been audited by us. This statement is the responsibility of the Company's Management and has been approved by the Board of Directors/ Committee of Board of Directors. Our responsibility is to issue a report on these financial statements based on our review.
2. We conducted our review in accordance with the Standard on Review Engagement (SRE) 2410, "Review of interim Financial Information Performed by the Independent Auditor of the entity" issued by the Institute of Chartered Accountants of India. This standard requires that we plan and perform the review to obtain moderate assurance as to whether the financial statements are free of material misstatement. A review is limited primarily to inquiries of company personnel and analytical procedures applied to financial data and thus provides less assurance than an audit. We have not performed an audit and accordingly, we do not express an audit opinion.
3. Based on our review conducted as above, nothing has come to our attention that causes us to believe that the accompanying statement of unaudited financial results prepared in accordance with applicable accounting standards and other recognised accounting practices and policies has not disclosed the information required to be disclosed in terms of Clause 41 of the Listing Agreement including the manner in which it is to be disclosed, or that it contains any material misstatement.

For Sudhir Kumar Jain & Associates
Chartered Accountants
Firm Regn. No. 318016E






CA. S. Jain
(Partner)
Membership No. 053537

Place: Kolkata
Date: 14th November, 2013.

ADHUNIK INDUSTRIES LIMITED (Formerly known as Bhagwati Resources Limited) 14, N.S. ROAD, 2ND FLOOR, KOLKATA 700 001							
STATEMENT OF UNAUDITED FINANCIAL RESULTS FOR THE QUARTER ENDED 30th September, 2013.							
(Rs. in lacs except for EPS & shares)							
Particulars	Quarter Ended			Six Months Ended		Year Ended	
	30/09/2013	30/06/2013	30/09/2012	30/09/2013	30/09/2012	31/03/2013	
	Unaudited	Unaudited	Unaudited	Unaudited	Unaudited	Audited	
1	Income from Operations						
	(a) Net Sales/ Income from Operations (Net of Excise Duty)	10,189.02	11,696.64	7,971.43	21,885.66	16,687.69	41,368.28
	(b) Other Operating Income	-	-	-	-	-	-
	Total income from operations (net)	10,189.02	11,696.64	7,971.43	21,885.66	16,687.69	41,368.28
2	Expenses						
	(a) Cost of materials consumed	9,228.74	9,889.47	7,062.76	19,118.21	13,335.87	36,950.13
	(b) Purchase of stock-in-trade	-	-	-	-	-	-
	(c) Changes in inventories of finished goods, work-in-progress and stock-in-trade	(657.52)	412.45	(322.37)	(245.07)	1,033.94	(139.66)
	(d) Employee benefits expense	41.11	35.15	34.16	76.26	65.48	147.46
	(e) Depreciation and amortisation expense	96.89	93.42	93.65	190.31	187.40	372.21
	(f) Other expenses (Any item exceeding 10% of the total expense relating to continuing operations to be shown separately)	816.44	609.39	298.91	1,425.83	820.52	1,642.16
	Total Expenses	9,525.66	11,039.88	7,167.11	20,565.54	15,443.21	38,972.30
3	Profit/ (Loss) from Operations before other income finance costs & Exceptional Items (1-2)	663.36	656.76	804.32	1,320.12	1,244.48	2,395.98
4	Other Income	27.18	2.00	2.06	29.18	11.93	92.15
5	Profit/ (Loss) from ordinary activities before finance costs and exceptional items (3+4)	690.54	658.76	806.38	1,349.30	1,256.41	2,488.13
6	Finance Costs	503.76	456.21	756.72	959.97	943.60	1,970.10
7	Profit/ (Loss) from ordinary activities after finance costs but before exceptional items (5+6)	186.78	202.55	49.66	389.33	312.81	518.03
8	Exceptional Items	-	-	-	-	-	-
9	Profit / Loss from ordinary activities before tax (7+8)	186.78	202.55	49.66	389.33	312.81	518.03
10	Tax expense	42.68	42.45	14.88	85.13	80.37	135.60
11	Net Profit /Loss from ordinary activities after tax (9+10)	144.10	160.10	34.78	304.20	232.44	382.43
12	Extraordinary Items (net of tax expense Rs. in Lakhs)	-	-	-	-	-	-
13	Net Profit/(Loss) for the period (11+12)	144.10	160.10	34.78	304.20	232.44	382.43
14	Paid-up equity share capital (Face Value of Rs. 10/- per Share)	4,676.38	4,676.38	4,676.38	4,676.38	4,676.38	4,676.38
15	Reserve excluding Revaluation Reserves as per balance sheet of previous accounting year	-	-	-	-	-	3,868.61
16.i	Earnings Per Share (before extraordinary items) (of Rs. 10/- each) (not annualised)	-	-	-	-	-	-
	(a) Basic	0.31	0.34	0.08	0.65	0.50	0.82
	(b) Diluted	0.31	0.34	0.08	0.65	0.50	0.82
16.ii	Earnings Per Share (after extraordinary items) (of Rs. 10/- each) (not annualised)	-	-	-	-	-	-
	(a) Basic	0.31	0.34	0.08	0.65	0.50	0.82
	(b) Diluted	0.31	0.34	0.08	0.65	0.50	0.82
A	PARTICULARS OF SHAREHOLDING						
1	Public shareholding	-	-	-	-	-	-
	- Number of shares	11,708,950	11,708,950	11,708,950	11,708,950	11,708,950	11,708,950
	- Percentage of shareholding	25	25	25	25	25	25
2	Promoters and promoter group Shareholding **	-	-	-	-	-	-
	a) Pledged/Encumbered	-	-	-	-	-	-
	- Number of shares	-	-	-	-	-	-
	- Percentage of shares (as a % of the total shareholding of Promoter and Promoter group)	-	-	-	-	-	-
	- Percentage of shares (as a % of the total share capital of the company)	-	-	-	-	-	-
	b) Non-encumbered	-	-	-	-	-	-
	- Number of Shares	35,054,800	35,054,800	35,054,800	35,054,800	35,054,800	35,054,800
	- Percentage of shares (as a % of the total shareholding of the Promoter and Promoter group)	100	100	100	100	100	100
	- Percentage of shares (as a % of the total share capital of the company)	75	75	75	75	75	75

Particulars	3 months ended (30/09/2013)
B INVESTOR COMPLAINTS	
Pending at the beginning of the quarter	NIL
Received during the quarter	NIL
Disposed of during the quarter	NIL
Remaining unresolved at the end of the quarter	NIL




Notes :

1. The above results have been reviewed by the Audit Committee and approved by the Board of directors of the Company in their meeting held on 14.11.2013 and have been reviewed by the Statutory Auditors as required under Clause 41 of the listing agreement.
2. As the Company's business activity falls within a single primary business segment, viz. " Iron & Steel Products", the disclosure requirements of Accounting Standard-17 " Segment Reporting", as notified by Companies (Accounting Standard) Rules,2006 (as amended) are not applicable.
3. There are no exceptional & extraordinary items.
4. Figures have been regrouped and rearranged, wherever considered necessary.

5 **Statement of Assets and Liabilities as on 30th September,2013**

		(Rs. in Lacs)	
Particulars		Unaudited as on 30.09.2013	Audited as on 31.03.2013
A	EQUITY AND LIABILITIES		
1	SHAREHOLDERS' FUND :		
	(a) Share Capital	4,676.38	4,676.38
	(b) Reserves and Surplus	4,172.82	3,868.61
	Sub Total- Shareholders' Fund	8,849.20	8,544.99
2	Share Application Money Pending Allotment		
3	NON CURRENT LIABILITIES		
	(a) Long Term Borrowings	3,887.45	4,254.48
	(b) Deferred Tax Liabilities (net)	865.31	858.07
	(c) Other Long Term Liabilities	124.01	137.55
	Sub Total- Non Current Liabilities	4,876.77	5,250.10
4	CURRENT LIABILITIES		
	(a) Short Term Borrowings	7,683.60	7,873.79
	(b) Trade Payables	3,110.22	3,214.56
	(c) Other Current Liabilities	776.66	734.67
	(d) Short Term Provisions	21.85	18.05
	Sub Total- Current Liabilities	11,592.33	11,841.07
	TOTAL- EQUITY AND LIABILITIES	25,318.30	25,636.16
B	ASSETS		
1	Non Current Assets		
	(a) Fixed Assets	6,289.01	6,376.43
	(b) Non Current Investments	4.00	4.00
	(c) Long Term Loans & Advances	52.74	51.24
	Sub Total- Non Current Assets	6,345.75	6,431.67
2	CURRENT ASSETS		
	(a) Inventories	7,475.88	7,175.07
	(b) Trade Receivables	7,348.30	7,982.85
	(c) Cash & Cash Equivalents	701.94	594.52
	(d) Short Term Loans & Advances	3,446.43	3,452.05
	Sub Total- Current Assets	18,972.55	19,204.49
	TOTAL- ASSETS	25,318.30	25,636.16

Place : Kolkata
Date : 14.11.2013.



By Order of the Board

Managing Director

