

**INDUSTRIES LTD.**

Code : - Class of Security : Equity Face Value : Rs. 10/-  
 Statement showing Shareholding Pattern Quarter ended: 31/12/2013

Category Code	Category of Shareholder (II)	No of Shareholders (III)	No of Shares Total (IV)	No of Shares held in Demat Form (V)	Total Shareholding as a % of Tot Shrs		Shares pledged or otherwise encumbered	
					As a % of (A+B) (VI)	As a % of (A+B+C) (VII)	Shares (VIII)	As a % (IX)=(VIII)/(IV)*100
<b>A. Promoter and Promoter Group</b>								
<b>1. Indian</b>								
	a. Individuals/Hindu Undivided Family	11	3231050	3231050	6.9053	6.9093	N i l	N i l
	b. Central/State Government(s)							
	c. Bodies Corporate	1	31823750	31823750	68.8522	68.8521	N i l	N i l
	d. Financial Institutions/Banks							
	e. Any Other							
	<b>Sub Total (A1)</b>	<b>12</b>	<b>35054800</b>	<b>35054800</b>	<b>74.7615</b>	<b>74.7615</b>	<b>N i l</b>	<b>N i l</b>
<b>2. Foreign</b>								
	a. Individuals (NRI/Foreign Individuals)							
	b. Bodies Corporate							
	c. Institutions							
	d. Qualified Foreign Investor							
	e. Any other							
	<b>Sub Total (A2)</b>							
	<b>Total Shareholding of Promoter and Promoter Group A=(A1)+(A2)</b>	<b>12</b>	<b>35054800</b>	<b>35054800</b>	<b>74.7615</b>	<b>74.7615</b>	<b>N i l</b>	<b>N i l</b>
<b>B. Public Shareholding</b>								
<b>1. Institutions</b>								
	a. Mutual Funds/UTI							
	b. Financial Institutions/Banks							
	c. Central/State Government(s)							
	d. Venture Capital Funds							
	e. Insurance Companies							
	f. Foreign Institutional Investors							
	g. Foreign Venture Capital Investors							
	h. Qualified Foreign Investor							
	i. Any Other							
	<b>Sub Total (B1)</b>							
<b>2. Non-Institutions</b>								
	a. Bodies Corporate	10	11641270	11641270	24.8938	24.8938		
	b. Individuals holding							
	i. Nominal Share Capital up to Rs. 1 Lakh	498	24680	24680	.0528	.0528		
	ii. Nominal Share Capital in excess of Rs. 1 Lakh	1	43000	43000	.092	.092		
	c. Qualified Foreign Investor							
	d. Any Other							
	<b>Sub Total (B2)</b>	<b>509</b>	<b>11708950</b>	<b>11708950</b>	<b>25.0385</b>	<b>25.0385</b>		
	<b>Total Public Shareholding B=(B1)+(B2)</b>	<b>509</b>	<b>11708950</b>	<b>11708950</b>	<b>25.0385</b>	<b>25.0385</b>		
	<b>Total (A1)+(B)</b>	<b>521</b>	<b>46763750</b>	<b>46763750</b>	<b>100.0000</b>	<b>100.0000</b>		



INDUSTRIES LTD.

Class of Security : Equity Face Value : ₹. 10/-  
 Statement showing Shareholding Pattern Quarter ended: 31/12/2013


Category Code	Category of Shareholder	No of Share-holders		No of Shares held in Demat Form (V)	Total Shareholding as a % of Tot Shrs		Shares pledged or otherwise encumbered		
		(III)	(IV)		(VI)	(VII)	(VIII)	(IX)=(VIII)/(IV)X100	
D. Shares held by Custodians against which Depository Receipts have been issued									
1.	Promoter and Promoter Group			Nil		Nil		Nil	
2.	Public			Nil		Nil		Nil	
Grand Total (A)+(B)+(C)		523		46763750		46763750		100.0000	



Indian

a. Individuals/Hindu Undivided Family

Sr No	Name of the Shareholder	Details of Shares held		Escrowed shares		Details of warrants		Details of convertible securities		Total Shares (including underlying shares assuming full conversion of warrants and convertible securities) as a % of diluted share capital
		No of Shares held	As a % of Grand Total (A)+(B)+(C)	No.	As a %	No of Warrants held	As a % of total so of warrants of the same class	No of convertible securities	As a % of total so of convertible securities of the same class	
(I)	(II)	(III)	(IV)	(V)	(VI)= (VII)+(VIII)	(IX)	(X)	(XI)	(XII)	(XIII)
1	Mahesh Kumar Agarwal	524000	1.1385	Nil	Nil	Nil	Nil	Nil	Nil	1.1385
2	Manoj Kumar Agarwal	516559	1.1346	Nil	Nil	Nil	Nil	Nil	Nil	1.1346
3	Ghanashyam Das Agarwal	510500	1.0917	Nil	Nil	Nil	Nil	Nil	Nil	1.0917
4	Jugal Kishore Agarwal	494500	1.0574	Nil	Nil	Nil	Nil	Nil	Nil	1.0574
5	Nirmal Kumar Agarwal	489800	1.0457	Nil	Nil	Nil	Nil	Nil	Nil	1.0457
6	Mohan Lal Agarwal	441500	.9441	Nil	Nil	Nil	Nil	Nil	Nil	.9441
7	Rita Agarwal	75000	.1604	Nil	Nil	Nil	Nil	Nil	Nil	.1604
8	Chandranata Agarwal	52500	.1123	Nil	Nil	Nil	Nil	Nil	Nil	.1123
9	Neena Agarwal	50000	.1069	Nil	Nil	Nil	Nil	Nil	Nil	.1069
10	Jugal Kishore Agarwal	50000	.1069	Nil	Nil	Nil	Nil	Nil	Nil	.1069
11	Nirmal Kumar Agarwal	27500	.0588	Nil	Nil	Nil	Nil	Nil	Nil	.0588
<b>Total :</b>		<b>3231450</b>	<b>6.9093</b>	<b>Nil</b>	<b>Nil</b>	<b>Nil</b>	<b>Nil</b>	<b>Nil</b>	<b>Nil</b>	<b>6.9093</b>




PREMIUM

Indian

c. Bodies Corporate

		Details of Shares held		Encumbered shares		Details of warrants		Details of convertible securities		Total Shares (including underlying shares assuming full conversion of warrants and convertible securities) as a % of diluted share capital	
Sr No	Name of the Shareholder	No of Shares held	As a % of Grand Total (A)+(B)+(C)	No.	As a % (VI)= (VII)	As a % of Grand Total (A)+(B)+(C) of sub class (II)(a)	No of Warrants held	As a % of warrants of the same class (IX)	No of convertible securities	As a % of convertible securities of the same class (XI)	(XII)
(I)	(II)	(III)	(IV)	(V)	(VI)	(VII)	(VIII)	(IX)	(X)	(XI)	(XII)
1	Mahabada Suppliers Limited	16600000	35.4976	Nil	Nil	Nil	Nil	Nil	Nil	Nil	35.4976
2	SUNGROWTH SHARE AND STOCKS LIMITED	14881750	31.8275	Nil	Nil	Nil	Nil	Nil	Nil	Nil	31.8275
3	Adhanit Steels Limited	340000	.7271	Nil	Nil	Nil	Nil	Nil	Nil	Nil	.7271
<b>Total :</b>		<b>18221750</b>	<b>68.0522</b>	<b>Nil</b>	<b>Nil</b>	<b>Nil</b>	<b>Nil</b>	<b>Nil</b>	<b>Nil</b>	<b>Nil</b>	<b>68.0522</b>




*[Handwritten signature]*

PREMIUM

Statement showing holding of securities (including shares, warrants, convertible securities) held by shareholders belonging to the category 'Public' and holding more than 1% of the total no of shares


Sr No	Name of the Shareholder	No of Shares held	Shares as a % of total (i.e., Grand Total (A)+(C) indicated in Statement)	Details of warrants		Details of convertible securities		Total shares (including underlying shares convertible assuming full conversion of the same class as a % of diluted share capital)
				No of Warrants held	As a % of total no of Warrants of the same class	No of convertible securities held	% w.r.t total no of convertible securities of the same class	
1	Padmalaya Advisory Services LLP	6850000	14.6481	Nil	Nil	Nil	Nil	14.6481
2	Gyaneshwar Consultants LLP	1550000	3.3145	Nil	Nil	Nil	Nil	3.3145
3	Brij Gopal Consultants LLP	1540000	3.2931	Nil	Nil	Nil	Nil	3.2931
4	Dr Sarvavidya Consultants LLP	1500000	3.2076	Nil	Nil	Nil	Nil	3.2076
<b>Total</b>		<b>11440000</b>	<b>24.4634</b>	<b>Nil</b>	<b>Nil</b>	<b>Nil</b>	<b>Nil</b>	<b>24.4634</b>



*[Handwritten signature]*


(i) Statement showing holding of securities (including shares, warrants, convertible securities) of persons (other than PAC) belonging to the category 'Public' and holding more than 5% of the total no. of shares of the company

Name(s) of the Shareholder(s) and the Persons Acting in Concert (PAC) with them	No of Shares (as above)	Details of warrants		Details of convertible securities		Total shares (including underlying shares assuming full conversion of warrants and convertible securities) as a % of diluted share capital
		As a % of total no of shares (i.e., Grand Total (A)+(B)+(C) indicated in Statement at para (2))	No of Warrants	As a % of total no of warrants of the same class	No of convertible securities held	
1 Padmalaya Advisory Services LLP	6950000	14.6481	Nil	Nil	Nil	14.6481
<b>Total</b>	<b>6950000</b>	<b>14.6481</b>	<b>Nil</b>	<b>Nil</b>	<b>Nil</b>	<b>14.6481</b>



PREMIUM

Sl #	Folio/UID/DPID	Name of the Shareholder	Locked-in shares as a % of		Promoter/Promoter Group/ Public
			total No of shares (i.e., No of Grand Total (A)+(B)+(C) locked-in indicated in Statement at Shares para (I)(a) above)		
----- NIL -----					




PREMICH

ADHUNIK INDUSTRIES LTD.

(II)(a) Statement showing details of Depository Receipts (DRs) as on 31/12/2013

Sl. No. & Type of Outstanding DR (ADR, GDR, SDR, etc.)	No. of outstanding DRs	No. of Shares Underlying Outstanding DRs	Shares underlying outstanding DRs as a % of total No. of Shares i.e., Grand Total (A) + (B) + (C) indicated in Statement at para (II)(a) above:
---	------------------------------	---	---

--- Nil ---






**CHUNIK INDUSTRIES LTD.**

(II)(b) Statement showing holding of Depository Receipts (DRs), where underlying shares held by 'promoter/promoter group' are in excess of 1% of the total no of shares as on 31/12/2013

Sl. No. Name of the DR Holder	Type of Outstanding DR (ADRs, EDRs, SDRs, etc.)	No. of Shares Underlying Outstanding DRs as a % of total No. of Outstanding Shares (i.e., Grand Total (A)+(B)+(C) indicated in Statement at para (I)(a) above)
-------------------------------	---	--

--- Nil ---




PREMIUM

ADHUNIK INDUSTRIES LTD.  
 Physical / NSOL / COSL Summary Report as on 31/12/2013

	Holders	Shares	% of
NSOL :	163	46745846	99.9617
COSL :	360	17904	.0383
	523	46763750	100.0000

PREMIUM



*Am*

18. Public Shareholding

- No of Shares : 11708950
- % of shareholding : 25.0385

19. Promoters and Promoter Group Shareholding  
a) Pledged/Encumbered

- No of Shares : Nil
- % of shares : Nil  
(as a % of the total shareholding  
of promoter and promoter group)
- % of shares : Nil  
(as a % of the total share capital  
of the company)

b) Non-encumbered

- No of Shares : 35054800
- % of shares : 100.0000  
(as a % of the total shareholding  
of promoter and promoter group)
- % of shares : 74.9615  
(as a % of the total share capital  
of the company)

